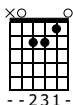


Clase 7b: Ejercicios de acordes Am, C y G

www.CentralDeGuitarra.com

Ejemplo 1

Am



4/4

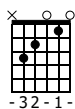
mf

TAB

| | | | |
|---|---|---|---|
| 0 | 0 | 0 | 0 |
| 1 | 1 | 1 | 1 |
| 2 | 2 | 2 | 2 |
| 2 | 2 | 2 | 2 |
| 0 | 0 | 0 | 0 |

Ejemplo 2

C

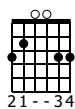


TAB

| | | | |
|---|---|---|---|
| 0 | 0 | 0 | 0 |
| 1 | 1 | 1 | 1 |
| 0 | 0 | 0 | 0 |
| 2 | 2 | 2 | 2 |
| 3 | 3 | 3 | 3 |

Ejemplo 3

G



TAB

| | | | |
|---|---|---|---|
| 3 | 3 | 3 | 3 |
| 3 | 3 | 3 | 3 |
| 0 | 0 | 0 | 0 |
| 0 | 0 | 0 | 0 |
| 2 | 2 | 2 | 2 |
| 3 | 3 | 3 | 3 |

Ejemplo 4

Am

C

Am

C

TAB

| | | | |
|---|---|---|---|
| 0 | 0 | 0 | 0 |
| 1 | 1 | 1 | 1 |
| 2 | 0 | 2 | 0 |
| 2 | 2 | 2 | 2 |
| 0 | 3 | 0 | 3 |

Ejemplo 5

Musical notation for Ejemplo 5. The top staff shows a treble clef with four chords: G, Am, G, and Am. The bottom staff shows the guitar TAB with fingerings: G (3, 3, 0, 0, 2, 3), Am (0, 1, 2, 0), G (3, 3, 0, 0, 2, 3), and Am (0, 1, 2, 0).

Ejemplo 6

Musical notation for Ejemplo 6. The top staff shows a treble clef with two chords: Am and C. The bottom staff shows the guitar TAB with fingerings: Am (0, 2, 2, 0, 1) and C (3, 2, 0, 0, 1).

Ejemplo 7

Musical notation for Ejemplo 7. The top staff shows a treble clef with four chords: Am, G, Am, and G. The bottom staff shows the guitar TAB with fingerings: Am (0, 1, 2, 0, 2), G (3, 2, 2, 0, 2), Am (0, 1, 2, 0, 2), and G (3, 2, 2, 0, 2).